



DESCRIPTION


Category 6, Class E, UTP patch cords are constructed of 24 AWG unshielded twisted pair stranded copper-clad-aluminium with a high-performance modular plug at each end. The cable is designed with good flexibility and is available in different colors for easy application.

FEATURES

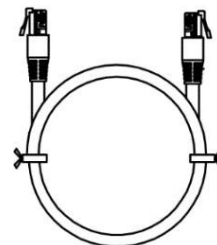
- Category: 6
- Wire insulation: HDPE
- Wire structure: 8 wires in 4 twisted pairs, supported by a PE cross
- Wire scheme: Orange-W/Orange, Blue-W/Blue, Green-W/Green, Brown-W/Brown
- Shielding: No
- Sheath: LSZH

CONFIGURATION

- Cable conductor: Stranded copper-clad-aluminium 24AWG (7x0.19 mm)
- Wire scheme: Orange-W/Orange, Blue-W/Blue, Green-W/Green, Brown-W/Brown
- Plug: RJ45 8P8C
- Plug housing: Polycarbonate, UL 94-V0, 94-V2 also available
- Plug contacts: 3-prong contacts of copper alloy, nickel plated 80u'+, gold plated 03mu'
- SR Boot: Molding or assembly type optional



*Different colors and cable lengths are available.



ELECTRICAL & MECHANICAL PROPERTIES

- Cable-plug tensile strength: 9Kgf (90N)
- Pulling force: 1Kgf (10N)
- Storage Temperature: -20°C to +80°C
- Durability: 750 mating cycles
- Operating temperature: -20°C to +60°C
- Flame Test: IEC 60332-1

APPLICATIONS

- Ethernet 10BASE-T, 100BASE-T (FastEthernet), 1000BASE-T (Gigabit Ethernet), 10GBASE-T (10Gigabit Ethernet over limited distances specified in the industry 10GBASE-T Standards)
- 155 Mb/s ATM, 622 Mb/s ATM, 1.2 Gb/s ATM
- Token ring 4/16
- Digital video and broadband/baseband analog video
- Voice over Internet Protocol (VoIP)

QUALIFICATIONS

- Category 6 according to ANSI/TIA-568-D.2
- Category 6 according to ISO/IEC-11801 (2nd Edition)
- Connector conform to IEC 60603-7-41
- Specification for pair equipment connection cable according to IEC 61156-6
- Cable sheath: LSZH Flame redundant to IEC60332-1, Smoke to IEC61034, Halogen to IEC60754



TEST PERFORMANCE

TRANSMISSION PROPERTIES AND ELECTRICAL SPECIFICATIONS

FREQ. MHz	Min. NEXT dB				Min RL dB
	1 m cord	2 m cord	5 m cord	10 m cord	
1.0	65.0	65.0	65.0	65.0	19.8
4.0	65.0	65.0	65.0	65.0	21.6
8.0	65.0	65.0	65.0	64.8	22.5
10.0	65.0	65.0	64.5	63.0	22.8
16.0	62.7	62.0	60.5	59.1	23.4
20.0	60.7	60.1	58.7	57.3	23.7
25.0	58.8	58.2	56.8	55.4	24.0
31.25	56.9	56.3	54.9	53.6	23.0
62.5	51.0	50.4	49.2	48.1	20.0
100	47.0	46.4	45.4	44.5	18.0
200	41.1	40.7	39.9	39.3	15.0
250	39.3	38.9	38.1	37.7	14.0
300	36.4	36.2	35.9	35.8	12.8
400	31.8	31.9	32.1	32.5	10.9
500	28.2	28.4	29.0	29.8	9.5



Cable ID: CAT.6/24*UTP/30M/PATCH CORD/1

Date / Time: 11/21/2019 03:16:52 PM

Headroom 4.0 dB (NEXT 36-45)

Test Limit: TIA Patch Cord Cat6 20.0m

Cable Type: Cat 6 U/UTP

NVP: 69.0%

Software Version: V5.5 Build 2

Limits Version: V6.3

Calibration Date:

Main (Module): 05/29/2019

Remote (Module): 05/29/2019

Test Summary: PASS

Model: DSX-8000

Main S/N: 1803188

Remote S/N: 1803189

Main Adapter: DSX-PC6


Remote Adapter: DSX-PC6

Length (ft)	[Pair 78]	100
Prop. Delay (ns)	[Pair 36]	158
Delay Skew (ns)	[Pair 36]	10
Resistance (ohms)	[Pair 36]	6.55

Worst Case Margin Worst Case Value

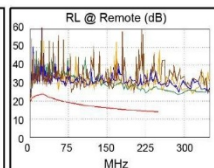
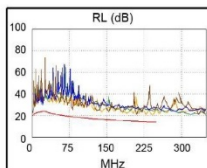
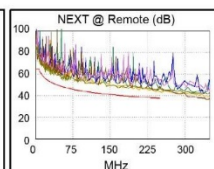
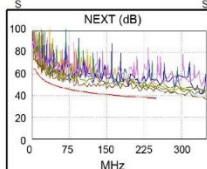
PASS	MAIN	SR	MAIN	SR
Worst Pair	36-45	12-36	36-45	12-36
NEXT (dB)	4.0	5.6	5.9	5.6
Freq. (MHz)	84.8	250.0	243.0	250.0
Limit (dB)	45.0	37.6	37.7	37.6

PASS	MAIN	SR	MAIN	SR
Worst Pair	78	78	12	78
RL (dB)	1.9	1.6	6.2	1.6
Freq. (MHz)	1.4	1.4	241.5	1.4
Limit (dB)	20.2	20.2	14.2	20.2



Wire Map (T568B)

PASS



LinkWare™ PC Version 9.9

Project: DEFAULT

11.21.19.flw

FLUKE
networks